


Academic
Physical

Vidyalankar Institute of Technology
Financial Year: 2021-22
Income & Expenditure Account for the year ended 31st March 2022

EXPENDITURE	2021-22	INCOME	2021-22
Employees Cost (As Per Annexure - I)	20,68,55,131.00	Fees Collection	36,16,47,405.09
Academic Cost (As Per Annexure - II)	1,98,87,226.68	Interest Income	24,31,464.22
Establishment Cost (As Per Annexure - III)	12,84,52,286.37	Sale of Scrap	12,169.00
Administrative Cost (As Per Annexure - IV)	30,93,602.77	Excess Provisions Written Back	1,80,697.10
Depreciation (As Per Annexure - VI)	1,02,19,452.00	Deficit carried over to Balance Sheet	42,35,963.41
Total	36,85,07,698.82	Total	36,85,07,698.82

As per my report of even date attached

R. V. Choughu
(CA. R. V. Choughule)
Chartered Accountant
Membership No.: 13908
Place: Mumbai
Date: 29th September 2022




For Vidyalankar Institute of Technology

Trustee


R. Deshpande

Trustee



Annexure - VI
Vidyalankar Institute of Technology
Schedules forming part of Balance Sheet as on 31-03-2022
Fixed Assets

Sr. No.	Assets	Dep Rate	Opening WDV	Additions Total Additions	(Sales)/ Adjustments	Gross Block	Depreciation	Closing WDV
<u>Furniture & Fixtures</u>								
1	Furniture & Fixtures	15.00%	2,39,49,610.00	-	-	2,39,49,610.00	35,92,442.00	2,03,57,168.00
			2,39,49,610.00	-	-	2,39,49,610.00	35,92,442.00	2,03,57,168.00
<u>Laboratory Equipments</u>								
2	FE Labs	15.00%	10,55,340.00	-	-	10,55,340.00	1,58,301.00	8,97,039.00
3	ETRX/EC/BIOM Lab Equipments	15.00%	90,34,807.00	1,08,424.00	-	91,43,231.00	13,63,353.00	77,79,878.00
			1,00,90,147.00	1,08,424.00	-	1,01,98,571.00	15,21,654.00	86,76,917.00
<u>Computers and Peripherals</u>								
4	Computer & Accessories	25.00%	77,61,813.30	-	-	77,61,813.30	19,40,453.00	58,21,360.30
5	Computer Software	25.00%	6,51,145.60	-	-	6,51,145.60	1,62,785.00	4,88,360.60
6	Video Conferencing Equipment	25.00%	657.00	-	-	657.00	164.00	493.00
7	Printers	25.00%	14,431.00	57,820.00	-	72,251.00	10,838.00	61,413.00
8	Projectors	25.00%	69,800.00	-	-	69,800.00	17,450.00	52,350.00
			84,97,846.90	57,820.00	-	85,55,666.90	21,31,690.00	64,23,976.90
<u>Office Equipments</u>								
9	Air Conditioners	15.00%	1,03,26,449.00	-	-	1,03,26,449.00	15,48,967.00	87,77,482.00
10	Fire Fighting System	15.00%	2,33,339.00	-	-	2,33,339.00	35,001.00	1,98,338.00
11	Lawn Mower	15.00%	18,108.00	-	-	18,108.00	2,716.00	15,392.00
12	Other Office Equipments	15.00%	4,23,081.00	44,187.00	-	4,67,268.00	66,776.00	4,00,492.00
13	Photocopying Machines	15.00%	12,026.00	-	-	12,026.00	1,804.00	10,222.00
14	Security Systems	15.00%	1,95,927.00	-	-	1,95,927.00	29,389.00	1,66,538.00
15	Water Coolers	15.00%	2,72,794.00	-	-	2,72,794.00	40,919.00	2,31,875.00
			1,14,81,724.00	44,187.00	-	1,15,25,911.00	17,25,572.00	98,00,339.00
<u>Vehicles</u>								
16	Honda City 1.5 SMT	15.00%	2,30,545.00	-	-	2,30,545.00	34,582.00	1,95,963.00
17	Wagon R Minor Lxi MH-01-CD-8935	15.00%	2,26,653.00	-	-	2,26,653.00	33,998.00	1,92,655.00
			4,57,198.00	-	-	4,57,198.00	68,580.00	3,88,618.00
<u>Library Books</u>								
18	Library Books	25.00%	47,18,056.00	-	-	47,18,056.00	11,79,514.00	35,38,542.00
			47,18,056.00	-	-	47,18,056.00	11,79,514.00	35,38,542.00
	Grand Total		5,91,94,581.90	2,10,431.00	-	5,94,05,012.90	1,02,19,452.00	4,91,85,560.90



R. V. Chougale

